

Self-Lock Changeable Carbide Head Drills -- QuickDrill

Attaching Drill Heads

1. Fixing the ToolHolder properly



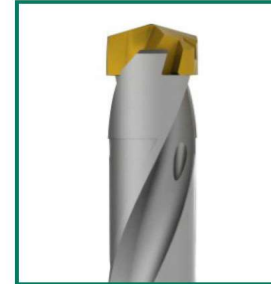
2. Clean the ToolHolder



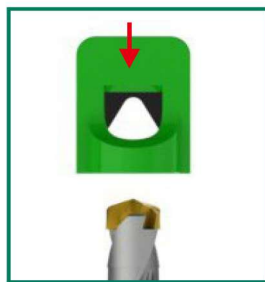
3. Insert the Head into ToolHolder properly



4. Turn the Head in a clockwise lightly



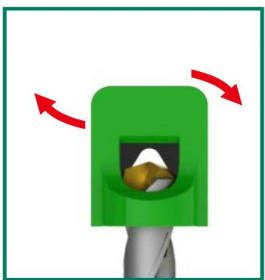
5. Using proper wrenches



6. Make sure the wrench locates in the notches



7. Turn the wrench in clockwise slowly, and make sure the head locks tightly



8. All set and you can use the drill

